



FUND FACT SHEET

DPLK Money Market Fund (MR11/M1)

31 May 2023

INVESTMENT MANAGER

DPLK AIA Financial is a legal entity established by PT. AIA FINANCIAL ("AIA"), which engages in the defined contribution pension fund management sector called Financial Institution Pension Fund ("DPLK AIA Financial").

Established in 15 July 1996, PT. AIA FINANCIAL (AIA) is one of the leading life insurance companies in Indonesia that registered and supervised by the Indonesian Financial Services Authority. AIA in Indonesia is a subsidiary of the AIA Group. With experienced personnel, AIA's Investment team manages the investments of all existing funds in accordance with its investment objectives and risk profile. AIA's Investment team has the proficiency to identify economic conditions and investment movements to generate competitive investment returns through a variety of financial instruments such as money market, bonds, shares and/or mutual funds.

INVESTMENT OBJECTIVE

To provide investor with a stable and optimum return through investment in selective short tenor fixed income instruments in Indonesia with high degree of principal safety and low risk tolerance.

TARGET ALLOCATION

100% Money Market Instruments

FUND INFORMATION

| | | | |
|------------------|---------------------|---------------------|--------------------------------------|
| Launch Date | : 30 September 2008 | Fund Size (million) | : IDR 1,681,771.27 |
| Launch Price | : IDR 1,000.00 | Pricing Frequency | : Daily |
| Unit Price (NAV) | : IDR 2,644.15 | Benchmark | : 100% IDR Deposit Rate Avg. 3-month |
| Risk Level | : Low | | |

FUND PERFORMANCE

| Fund | Fund Performance | | | | | | |
|--------------------------|------------------|----------|-------|--------|---------|---------|-----------|
| | 1 Month | 3 Months | YTD | 1 Year | 3 Years | 5 Years | Inception |
| DPLK Money Market Fund** | 0.35% | 1.07% | 1.72% | 3.09% | 2.74% | 4.21% | 6.86% |
| Benchmark * | 0.21% | 0.60% | 0.92% | 1.73% | 2.59% | 3.61% | 5.10% |

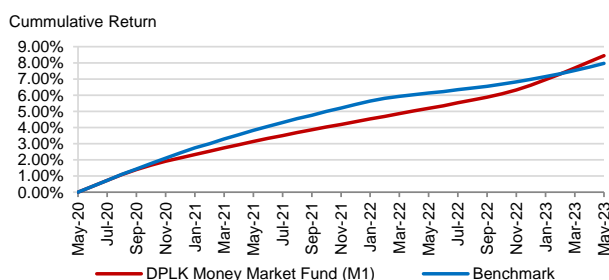
*Current benchmark is effective since 1 Mar 2023

From 01 Mar 2022 to 28 Feb 2023: 100% IDR 1-Month Time Deposit Index

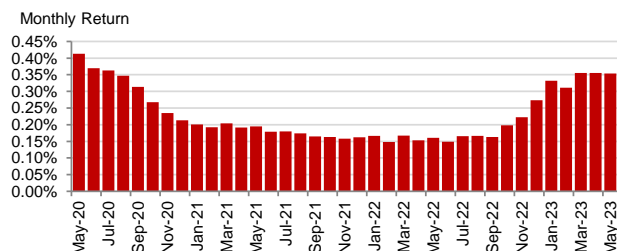
From 30 Sept 2008 to 28 Feb 2022: 100% 3-Month IDR Average Time Deposit

**Fund Performance (Net Asset Value) calculation is already included cost related to transaction, management fee and administrative fee

LAST 3 YEARS CUMULATIVE RETURN



LAST 3 YEARS MONTHLY RETURN



ASSET ALLOCATION



Sector Allocation

TD+Cash 100.00%

TOP 5 HOLDINGS

TD Bank CIMB Niaga Syariah
TD Bank ICBC Indonesia
TD Bank Rakyat Indonesia
TD Bank UOB Indonesia
TD Maybank Syariah Indonesia

FUND MANAGER COMMENTARY

Monthly inflation in May recorded lower at 4.00% YoY from 4.33% YoY in April, the core inflation also declined to 2.66% YoY from 2.83% previously and still within the range of BI target at 3.0% YoY \pm 1%. Having the inflation under control, Bank Indonesia kept the 7-Day RRR policy rate at 5.75%, and the IDR time deposit rates were at the range of 2.50%-6.25% p.a. as banking sector still has ample liquidity. The DPLK Money Market Fund (MR11/M1) booked performance of +0.35% in May 2023.

DISCLAIMER: This document is prepared by PT. AIA FINANCIAL and solely for informational use only. This document is not an offer for sale nor a solicitation of an offer to purchase. Investment in pension fund product contains risks including but not limited to political risk, risk on changes in government decree or other government regulations, interest rate risk, liquidity risk, credit risk, equity risk and exchange rate risk. The performances of the funds are not guaranteed; the unit price and the investment result may increase or decrease. Past performances do not constitute a guarantee for future performance.



FUND FACT SHEET

DPLK Money Market Fund (MR11/M1)

Appendix

FUND PERFORMANCE

| Fund | Fund Performance | | | | | | |
|---------------------------|------------------|----------|-------|--------|------------|---------|-----------|
| | 1 Month | 3 Months | YTD | 1 Year | Annualised | | |
| | | | | | 3 Years | 5 Years | Inception |
| DPLK Money Market Fund*** | 0.44% | 1.32% | 2.13% | 4.09% | 3.74% | 5.21% | 7.86% |

Note: ***Fund Performance (Gross Asset Value) calculation is already excluded cost related to management fee and administrative fee.

DISCLAIMER: DPLK Money Market Fund is a Pension fund offered by DPLK AIA FINANCIAL. This document is prepared by PT. AIA FINANCIAL and solely for informational use only. The official fund performance presented to the Clients refers to Fund Performance (Net Asset Value) information in page 1.

This document is not an offer for sale nor a solicitation of an offer to purchase. Investment in Pension fund product contains risks including but not limited to political risk, risk on changes in government decree or other government regulations, interest rate risk, liquidity risk, credit risk, equity risk and exchange rate risk. The performances of the funds are not guaranteed; the unit price and the investment result may increase or decrease. Past performances do not constitute a guarantee for future performance.



FUND FACT SHEET

DPLK Fixed Income FR13/F6 Fund

31 May 2023

INVESTMENT MANAGER

DPLK AIA Financial is a legal entity established by PT. AIA FINANCIAL ("AIA"), which engages in the defined contribution pension fund management sector called Financial Institution Pension Fund ("DPLK AIA Financial").

Established in 15 July 1996, PT. AIA FINANCIAL (AIA) is one of the leading life insurance companies in Indonesia that registered and supervised by the Indonesian Financial Services Authority. AIA in Indonesia is a subsidiary of the AIA Group. With experienced personnel, AIA's Investment team manages the investments of all existing funds in accordance with its investment objectives and risk profile. AIA's Investment team has the proficiency to identify economic conditions and investment movements to generate competitive investment returns through a variety of financial instruments such as money market, bonds, shares and/or mutual funds.

INVESTMENT OBJECTIVE

To provide investor with an attractive investment return through investing in selective IDR denominated fixed income instruments listed in Indonesia with moderate risk tolerance.

TARGET ALLOCATION

0% - 20% : Money Market Instruments
80% - 100% : IDR Fixed Income Securities and/ or Fixed Income Mutual Fund(s) incl. ETF

FUND INFORMATION

| | | | |
|------------------|--------------------|---------------------|---|
| Launch Date | : 30 November 2009 | Fund Size (million) | : IDR 2,721,256.90 |
| Launch Price | : IDR 1,000.00 | Pricing Frequency | : Daily |
| Unit Price (NAV) | : IDR 2,761.87 | Benchmark | : 90% Bloomberg Barclays EM Local Currency: Indonesia Total Return Index Unhedged IDR |
| Risk Level | : Moderate | Benchmark Duration | : 5.50 |
| Fund Duration | : 7.12 | | 10% IDR Deposit Rate Avg. 3-month |

FUND PERFORMANCE

| Fund | Fund Performance | | | | | | |
|--------------------------|------------------|----------|-------|--------|------------|---------|-----------|
| | 1 Month | 3 Months | YTD | 1 Year | Annualised | | |
| | | | | | 3 Years | 5 Years | Inception |
| DPLK Fixed Income Fund** | 1.95% | 4.01% | 5.52% | 9.96% | 7.92% | 7.15% | 7.82% |
| Benchmark * | 1.69% | 3.39% | 4.62% | 8.56% | 7.31% | 6.68% | 7.67% |

*Current benchmark is effective since 1 Mar 2023

From 1 May 2022 to 28 Feb 2023: 90% Bloomberg Barclays EM Lcl Crncy: Indonesia TR Index Unhedged IDR + 10% IDR 1-Month Time Deposit Index

From 1 Jan 2021 to 30 Apr 2022: 90% Bloomberg Barclays EM Lcl Crncy: Indonesia TR Index Unhedged IDR + 10% 3-Month IDR Average Time Deposit

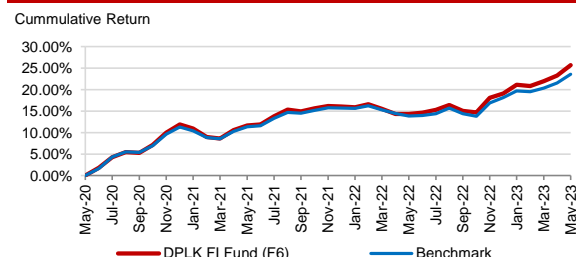
From 1 May 2016 to 31 Dec 2020: 90% Bloomberg Indonesia Local Sovereign Index + 10% Indonesia Deposit Rate Avg 3 Month IDR

From 1 Mar 2013 to 30 Apr 2016: 90% HSBC Indonesia Local Currency Govt Bond + 10% Indonesia Deposit Rate Avg 3 Month IDR

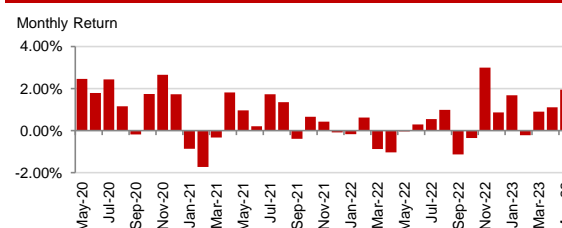
Since Inception to 28 Feb 2013: 80% HSBC Indonesia Local Currency Govt Bond Total Return + 20% Indonesia Deposit Rate Avg 3 Month IDR

**Fund Performance (Net Asset Value) calculation is already included cost related to transaction, management fee and administrative fee

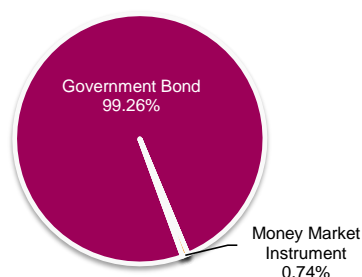
LAST 3 YEARS CUMULATIVE RETURN



LAST 3 YEARS MONTHLY RETURN



ASSET ALLOCATION



SECTOR ALLOCATION

| | |
|-----------------|--------|
| Government Bond | 99.26% |
| Bonds < 1Year | 0.11% |
| TD + Cash | 0.63% |

TOP 5 HOLDINGS

| |
|------------------------|
| Government Bond FR0067 |
| Government Bond FR0072 |
| Government Bond FR0083 |
| Government Bond FR0096 |
| Government Bond FR0097 |

FUND MANAGER COMMENTARY

Local government bond market reported positive return in May 2023 with Bloomberg EM Local Currency: Indonesia Total Return Index Unhedged IDR went up by +1.97% on monthly basis, while the DPLK Fixed Income FR13/F6 Fund performance reported +1.95% return in the same month. Positive sentiment came from a heavy trade balance surplus of USD 3.9 billion and lower inflation in April 2023. Government bond demand in the primary market remained solid as foreign capital inflows followed onshore banks to dominate the issuance. On the monetary side, Bank Indonesia maintained the 7-day reverse repo rate at 5.75% for four consecutive months.

DISCLAIMER: This document is prepared by PT. AIA FINANCIAL and solely for informational use only. This document is not an offer for sale nor a solicitation of an offer to purchase. Investment in pension fund product contains risks including but not limited to political risk, risk on changes in government decree or other government regulations, interest rate risk, liquidity risk, credit risk, equity risk and exchange rate risk. The performances of the funds are not guaranteed; the unit price and the investment result may increase or decrease. Past performances do not constitute a guarantee for future performance.



FUND FACT SHEET

DPLK Fixed Income FR13/F6 Fund

Appendix

FUND PERFORMANCE

| Fund | Fund Performance | | | | | | |
|---------------------------|------------------|----------|-------|--------|------------|---------|-----------|
| | 1 Month | 3 Months | YTD | 1 Year | Annualised | | |
| | | | | | 3 Years | 5 Years | Inception |
| DPLK Fixed Income Fund*** | 2.06% | 4.32% | 6.03% | 11.21% | 9.17% | 8.40% | 9.07% |

Note: ***Fund Performance (Gross Asset Value) calculation is already excluded cost related to management fee and administrative fee.

DISCLAIMER: DPLK Fixed Income Fund is a Pension fund offered by DPLK AIA FINANCIAL. This document is prepared by PT. AIA FINANCIAL and solely for informational use only. The official fund performance presented to the Clients refers to Fund Performance (Net Asset Value) information in page 1.

This document is not an offer for sale nor a solicitation of an offer to purchase. Investment in Pension fund product contains risks including but not limited to political risk, risk on changes in government decree or other government regulations, interest rate risk, liquidity risk, credit risk, equity risk and exchange rate risk. The performances of the funds are not guaranteed; the unit price and the investment result may increase or decrease. Past performances do not constitute a guarantee for future performance.



FUND FACT SHEET

DPLK Equity ER13/E5 Fund

31 May 2023

INVESTMENT MANAGER

DPLK AIA Financial is a legal entity established by PT. AIA FINANCIAL ("AIA"), which engages in the defined contribution pension fund management sector called Financial Institution Pension Fund ("DPLK AIA Financial").

Established in 15 July 1996, PT. AIA FINANCIAL (AIA) is one of the leading life insurance companies in Indonesia that registered and supervised by the Indonesian Financial Services Authority. AIA in Indonesia is a subsidiary of the AIA Group. With experienced personnel, AIA's Investment team manages the investments of all existing funds in accordance with its investment objectives and risk profile. AIA's Investment team has the proficiency to identify economic conditions and investment movements to generate competitive investment returns through a variety of financial instruments such as money market, bonds, shares and/or mutual funds.

INVESTMENT OBJECTIVE

To provide investors with long-term total returns through a portfolio of equities which are issued and listed in the Indonesia Stock Exchange (IDX) with high risk tolerance.

TARGET ALLOCATION

0% - 20% : Money Market Instruments
80% - 100% : Equities listed in IDX and or Equity Mutual Fund(s) incl. ETF

FUND INFORMATION

| | | | |
|------------------|-------------------|---------------------|--|
| Launch Date | : 30 January 2013 | Fund Size (million) | : IDR 93,682.09 |
| Launch Price | : IDR 1,000.00 | Pricing Frequency | : Daily |
| Unit Price (NAV) | : IDR 1,353.65 | Benchmark | : 98% Jakarta Composite Index (Total Return) 2% IDR Deposit Rate Avg. 3-month |
| Risk Level | : High | | |

FUND PERFORMANCE

| Fund | Fund Performance | | | | | | |
|--------------------|------------------|----------|--------|--------|------------|---------|-----------|
| | 1 Month | 3 Months | YTD | 1 Year | Annualised | | |
| | | | | | 3 Years | 5 Years | Inception |
| DPLK Equity Fund** | 0.36% | 1.23% | 4.32% | -1.29% | 12.80% | 2.00% | 2.97% |
| Benchmark * | -3.37% | -1.07% | -1.28% | -5.22% | 12.66% | 2.77% | 4.54% |

*Current benchmark is effective since 1 Mar 2023

From 1 May 2022 to 28 Feb 2023: 98% Jakarta Composite Index + 2% IDR 1-Month Time Deposit Index

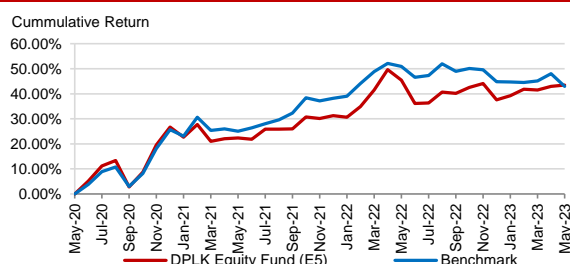
From 1 Apr 2014 to 30 Apr 2022: 98% Jakarta Composite Index + 2% 3-Month IDR Average Time Deposit

From 1 Mar 2013 to 31 Mar 2014: Jakarta Composite Index (Total Return)

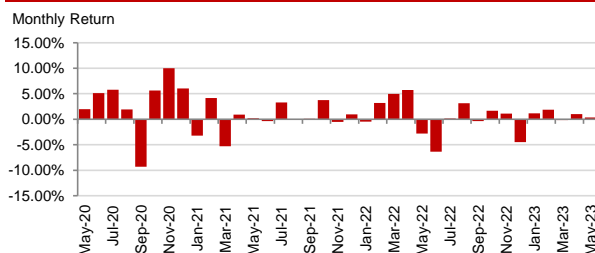
Since Inception to 28 Feb 2013: Jakarta Composite Index

**Fund Performance (Net Asset Value) calculation is already included cost related to transaction, management fee and administrative fee

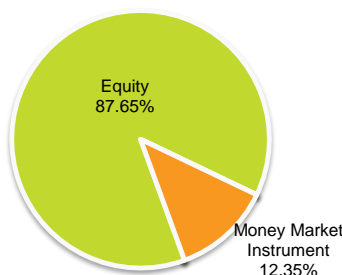
LAST 3 YEARS CUMULATIVE RETURN



LAST 3 YEARS MONTHLY RETURN



ASSET ALLOCATION



SECTOR ALLOCATION

| | |
|------------------------|--------|
| Consumer Discretionary | 6.26% |
| Energy | 2.90% |
| Industrials | 8.05% |
| Materials | 3.97% |
| Financials | 34.71% |
| Consumer Staples | 12.32% |
| Real Estate | 2.58% |
| Health Care | 6.69% |
| Communication Services | 10.16% |
| TD + Cash | 12.35% |

TOP 5 HOLDINGS

| | |
|-----------------------------------|--------|
| PT Bank Central Asia Tbk | 6.26% |
| PT Bank Rakyat Indonesia Tbk | 2.90% |
| PT BFI Finance Indonesia Tbk | 8.05% |
| PT Indofood CBP Sukses Makmur Tbk | 3.97% |
| PT Indosat Tbk | 34.71% |

FUND MANAGER COMMENTARY

In May 2023, DPLK Equity ER13/E5 Fund booked performance of +0.36% mom, above the benchmark performance. By sector inside JCI, Consumer Discretionary was the largest positive contributor (+1.4% mom), while Energy was the largest negative contributor (-3.1% mom). In last month, global equity market generally posted negative performance due to concern on China's economic recovery which also put pressure on commodity prices as well as due to intensifying US debt ceiling issue. Domestic market also closed lower, mainly driven by correction in commodities sector, although net foreign inflow still on slight positive territory at IDR1.7trn. Going forward, the potential of sustainable and structural improvement in Indonesian economy with rising GDP/capita will become positive tailwind for long term Indonesian equity asset class for medium-long term horizon.

DISCLAIMER: This document is prepared by PT. AIA FINANCIAL and solely for informational use only. This document is not an offer for sale nor a solicitation of an offer to purchase. Investment in pension fund product contains risks including but not limited to political risk, risk on changes in government decree or other government regulations, interest rate risk, liquidity risk, credit risk, equity risk and exchange rate risk. The performances of the funds are not guaranteed; the unit price and the investment result may increase or decrease. Past performances do not constitute a guarantee for future performance.



FUND FACT SHEET

DPLK Equity ER13/E5 Fund

Appendix

FUND PERFORMANCE

| Fund | Fund Performance | | | | | | |
|---------------------|------------------|----------|-------|--------|------------|---------|-----------|
| | 1 Month | 3 Months | YTD | 1 Year | Annualised | | |
| | | | | | 3 Years | 5 Years | Inception |
| DPLK Equity Fund*** | 0.53% | 1.73% | 5.15% | 0.71% | 14.80% | 4.00% | 4.97% |

Note: ***Fund Performance (Gross Asset Value) calculation is already excluded cost related to management fee and administrative fee.

DISCLAIMER: DPLK Equity Fund is a Pension fund offered by DPLK AIA FINANCIAL. This document is prepared by PT. AIA FINANCIAL and solely for informational use only. The official fund performance presented to the Clients refers to Fund Performance (Net Asset Value) information in page 1.

This document is not an offer for sale nor a solicitation of an offer to purchase. Investment in Pension fund product contains risks including but not limited to political risk, risk on changes in government decree or other government regulations, interest rate risk, liquidity risk, credit risk, equity risk and exchange rate risk. The performances of the funds are not guaranteed; the unit price and the investment result may increase or decrease. Past performances do not constitute a guarantee for future performance.